

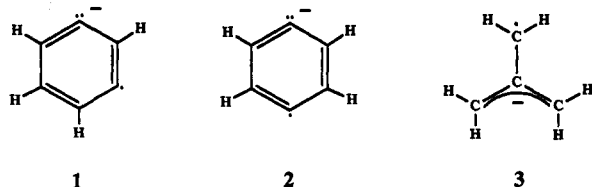
Regioselective Synthesis of Biradical Negative Ions in the Gas Phase. Generation of Trimethylenemethane, *m*-Benzyne, and *p*-Benzyne Anions

Paul G. Wenthold, Jun Hu, and Robert R. Squires*

Department of Chemistry, Purdue University
West Lafayette, Indiana 47907

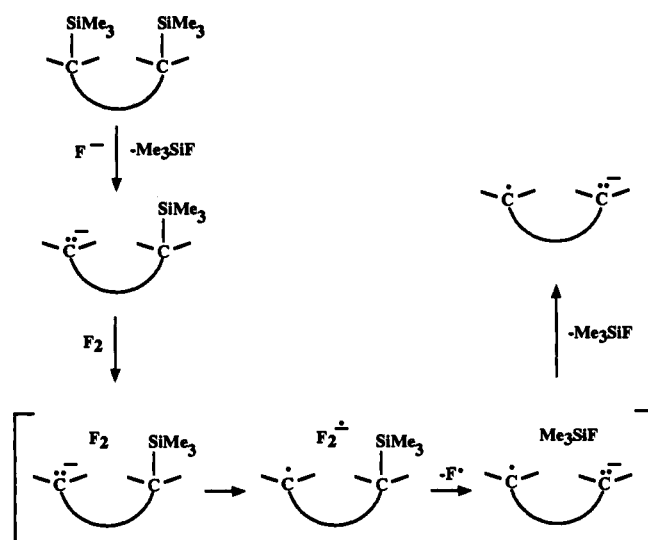
Received April 21, 1994

We wish to report a general, regioselective method for producing high yields of biradical negative ions ("distonic" radical anions) in the gas phase. These species are of fundamental interest for several reasons: for use in mass spectrometric studies of free radical chemistry,¹ for use in investigating the acid-base properties of radicals,^{2,3} and, most significantly, for use in negative ion photoelectron spectroscopic measurements of the electron affinities and singlet-triplet energy gaps in the corresponding neutral biradicals.^{4,5} We describe here the mechanism and scope of the new synthetic procedure and its application in the synthesis and characterization of *m*- and *p*-benzyne anions (1 and 2) and trimethylenemethane anion (3) in a flowing afterglow-triple quadrupole apparatus.⁶



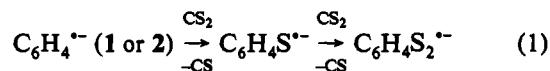
A common method of forming biradical and carbene negative ions in the gas phase is $1, n$ ($n = 1, 2, 3, \dots$) abstraction of H_2^{+} from hydrocarbons and other organic molecules by $O^{\cdot-}$. A variety of interesting species have been formed in this way, such as *o*-benzyne anion from benzene,² bicyclobutene anion from bicyclobutane,⁷ and tetramethyleneethane anion from 2,3-dimethyl-1,3-butadiene.⁸ However, the mode of H_2^{+} abstraction in these reactions is often unpredictable and uncontrollable, or it fails altogether.⁹ Recognizing the great utility of the DePuy fluoride-induced desilylation procedure for regioselective synthesis of gas-phase carbanions from trimethylsilyl compounds,¹⁰ we began exploring the reactions of $O^{\cdot-}$, $F_2^{\cdot-}$, and other radical anions with bis(trimethylsilyl) derivatives, $R(SiMe_3)_2$, as a potential means for producing the corresponding biradical negative ions, $R^{\cdot-}$. Although the reactions of bis(trimethylsilyl) compounds

Scheme 1



with these ions do not appear to yield any of the desired $R^{\cdot-}$ products, biradical negative ions are produced in high yields from reactions between trimethylsilyl-containing anions and neutral F_2 (Scheme 1). These reactions most likely occur by dissociative electron transfer to F_2 within the ion/molecule collision complex to yield a trimethylsilyl-substituted radical and F^- , followed by fluoride-induced desilylation of the radical to produce the corresponding biradical negative ion. Analogous reactions are also observed with NF_3 , although with lesser yields.¹¹

For example, electron impact ionization or fluoride-induced desilylation of either *m*- or *p*-bis(trimethylsilyl)benzene produces the corresponding (trimethylsilyl)phenyl anions. Reaction of these ions with F_2 (5% in helium) added downstream in the flow tube yields intense ion signals due to $C_6H_4^{\cdot-}$ (m/z 76), along with lesser amounts of $C_6H_5^{\cdot-}$ (m/z 77) and $C_6H_3^{\cdot-}$ (m/z 75) ions formed as primary and/or secondary products. The $C_6H_4^{\cdot-}$ ions produced in this way are readily distinguished from the lower-energy *o*-benzyne anion by their characteristic reactivity. For example, both 1 and 2 react with CS_2 by sequential abstraction of two sulfur atoms (eq 1), whereas the *o*-isomer reacts only by electron



transfer.² Similarly, 1 and 2 react with nitric oxide by sequential addition of two NO molecules to produce the corresponding dinitrosobenzene radical anions, while *o*-benzyne ion does not appear to react with NO at all. Reactions of 1 and 2 with D_2O proceed mainly by neutralization, forming DO^- , attesting to their strong basicity ($\Delta H_{acid}(D_2O) = 392$ kcal/mol¹²). In contrast, *o*-benzyne anion shows four sequential H/D exchanges with D_2O without neutralization ($\Delta H_{acid}(C_6H_5) = 379$ kcal/mol).² Whereas 1 and 2 react with NO_2 almost entirely by electron transfer ($EA(NO_2) = 54.2$ kcal/mol;¹³ $EA(C_6H_5) = 25.3$ kcal/mol¹⁴), the carboxylated forms of these ions, produced by addition of CO_2 , give abundant adducts with NO_2 (Scheme 2). The acid-base

(1) Stirk, K. M.; Kiminkinen, L. K. M.; Kenttämä, H. I. *Chem. Rev.* 1992, 92, 1649 and references therein.

(2) Guo, Y.; Grabowski, J. J. *J. Am. Chem. Soc.* 1991, 113, 5923 and references therein.

(3) (a) Ervin, K.; Gronert, S.; Barlow, S. E.; Gilles, M. K.; Harrison, Alex G.; Bierbaum, V. M.; DePuy, C. H.; Lineberger, W. C.; Ellison, G. B. *J. Am. Chem. Soc.* 1990, 112, 5750. (b) Guo, Y.; Grabowski, J. J. *Int. J. Mass Spectrom. Ion Processes* 1990, 97, 253. (c) Matimba, H. E. K.; Crabbendam, A. M.; Ingemann, S.; Nibbering, N. M. M. *J. Chem. Soc., Chem. Commun.* 1991, 644. (d) McDonald, R. N.; Chowdhury, A. K.; Setser, D. W. *J. Am. Chem. Soc.* 1980, 102, 6491.

(4) Leopold, D. G.; Miller, A. E. S.; Lineberger, W. C. *J. Am. Chem. Soc.* 1986, 108, 1379.

(5) For a review, see: Ervin, K. M.; Lineberger, W. C. In *Advances in Gas Phase Ion Chemistry*; Adams, N. G., Babcock, L. M., Eds.; JAI Press: Greenwich, CT, 1992; Vol. 1.

(6) Marinelli, P. J.; Paulino, J. A.; Sunderlin, L. S.; Wenthold, P. G.; Poutsma, J. C.; Squires, R. R. *Int. J. Mass Spectrom. Ion Processes* 1994, 130, 89. Graul, S. T.; Squires, R. R. *Mass Spectrom. Rev.* 1988, 7, 1.

(7) Chou, P. K.; Kass, S. R. *J. Am. Chem. Soc.* 1991, 113, 697.

(8) Lee, J.; Chou, P. K.; Dowd, P.; Grabowski, J. J. *J. Am. Chem. Soc.* 1993, 115, 7902.

(9) Lee, J.; Grabowski, J. J. *Chem. Rev.* 1992, 92, 1611.

(10) DePuy, C. H.; Bierbaum, V. M.; Flippin, L. A.; Grabowski, J. J.; King, G. K.; Schmitt, R. J.; Sullivan, S. A. *J. Am. Chem. Soc.* 1979, 101, 6443.

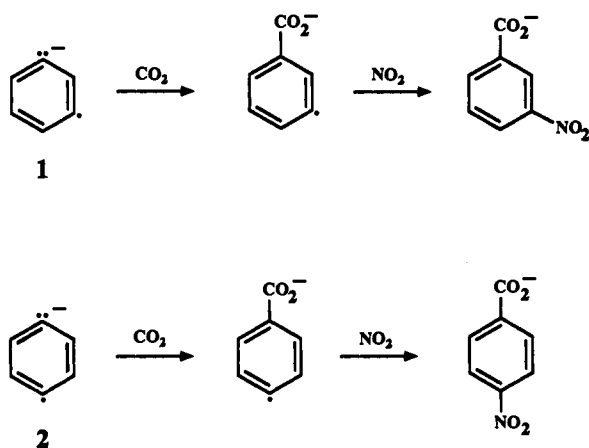
(11) $EA(F) = 78.4$ kcal/mol; $EA(F_2) = 71.0$ kcal/mol; $DH[F-F] = 37.8$ kcal/mol; $DH[NF_2-F] = 57.3$ kcal/mol, ref 12.

(12) Lias, S. G.; Bartmess, J. E.; Liebman, J. F.; Holmes, J. L.; Levin, R. D.; Mallard, W. G. *J. Phys. Chem. Ref. Data* 1988, 17, Suppl. 1.

(13) Ervin, K. M.; Ho, J.; Lineberger, W. C. *J. Phys. Chem.* 1988, 92, 5405.

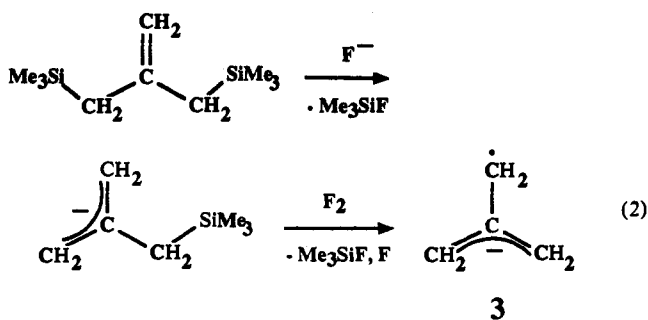
(14) Gunion, R.; Gilles, M.; Polak, M.; Lineberger, W. C. *Int. J. Mass Spectrom. Ion Processes* 1992, 117, 601.

Scheme 2



behavior¹⁵ of the nitrobenzoates formed by this derivatization sequence is identical to that of authentic *m*- and *p*-nitrobenzoate ions produced by deprotonation of the corresponding nitrobenzoic acids, thereby confirming the structural assignments for 1 and 2.

Trimethylenemethane anion (3) can be formed in high yield by the reaction sequence illustrated in eq 2. The observed

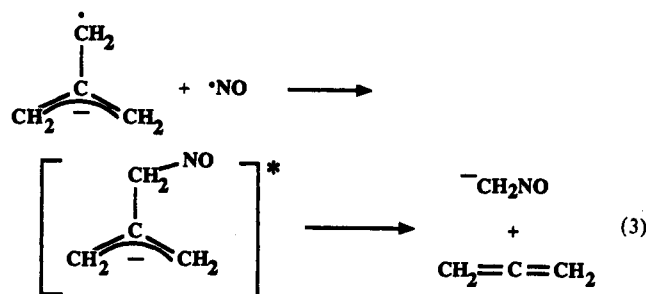


reactivity of this ion is consistent with the behavior expected for a structure containing both allylic carbanion and radical moieties. For example, 3 reacts rapidly with N₂O to yield a C₄H₄N₂⁻ product with *m/z* 80 arising by N₂O addition and H₂O loss, a characteristic reaction of allylic carbanions.¹⁶ However, unlike allylic car-

(15) Determined by collision-induced dissociation of the proton-bound dimers formed with difluoroacetic acid, i.e., by the Cooks kinetic method; c.f.: Wright, L. G.; McLuckey, S. A.; Cooks, R. G. *Int. J. Mass Spectrom. Ion Phys.* **1982**, *42*, 115. $\Delta H_{\text{acid}}(m\text{-nitrobenzoic acid}) = 330.2 \pm 2.1$ kcal/mol; $\Delta H_{\text{acid}}(p\text{-nitrobenzoic acid}) = 328.2 \pm 2.2$ kcal/mol; $\Delta H_{\text{acid}}(\text{CHF}_2\text{CO}_2\text{H}) = 331.0 \pm 2.2$ kcal/mol, ref 12.

(16) (a) Bierbaum, V. M.; DePuy, C. H.; Shapiro, R. H. *J. Am. Chem. Soc.* **1977**, *99*, 5800. (b) Kass, S. R.; Filley, J.; Van Doren, J. M.; DePuy, C. H. *J. Am. Chem. Soc.* **1986**, *108*, 2849.

banions, which typically exchange all of their allylic hydrogens upon reaction with D₂O,¹⁷ ion 3 appears to slowly incorporate only one or two deuterium atoms and reacts mainly by neutralization to produce OD⁻. Ion 3 reacts with NO to yield CH₂NO⁻ (*m/z* 44) as the major ionic product. This is a novel reaction that may result from radical addition of the NO molecule to a CH₂ group followed by an *E*_{1c,b}-like elimination of allene (eq 3). The



reactions with N₂O and NO were repeated with 3-*d*₂, which was generated from the reaction sequence shown in eq 2 with CD₂=C(CH₂SiMe₃)₂. Reaction of the labeled ion with N₂O produces C₄H₄N₂⁻ (*m/z* 80) and C₄H₂D₂N₂⁻ (*m/z* 82) from loss of D₂O and H₂O, respectively, in a 1:2 yield ratio. Similarly, 3-*d*₂ reacts with NO to produce CD₂NO⁻ and CH₂NO⁻ in a 1:2 yield ratio. The occurrence of statistical yields of labeled and unlabeled products from these reactions indicates that the three methylene groups have become completely scrambled in ion 3, either during its initial formation or as a result of a low-energy automerization of the Jahn-Teller distorted, C_{2v} structure expected for this species.¹⁸

The biradical negative ion synthesis procedure appears to be general in scope, limited only by the stability of the product and the availability of an appropriate trimethylsilyl-containing carbanion precursor with an electron binding energy sufficiently low to allow the initial dissociative electron-transfer step to take place (Scheme 1).¹¹ Thus, we have been able to produce a number of other novel species with this method, including the oxyallyl anion, CH₂C(O)CH₂⁻, from 2-(trimethylsilyloxy)allyl anion, the acetate radical anion, CH₂C(O)O⁻, from trimethylsilyl acetate enolate, and the propadienylidene anion, CH₂CC⁻, from 1-(trimethylsilyl)propargyl anion. Further details concerning the generation and characterization of these species are forthcoming.

Acknowledgment. This work was supported by the National Science Foundation and the Department of Energy, Office of Basic Energy Sciences. P.G.W. is grateful to Lubrizol Corp. for a fellowship.

(17) Stewart, J. H.; Shapiro, R. H.; DePuy, C. H.; Bierbaum, V. M. *J. Am. Chem. Soc.* **1977**, *99*, 7650.

(18) QCISD(T)/6-31+G(d)//UMP2(fc)/6-31+G(d) calculations indicate a nearly degenerate ²B₁ and ²A₂ (C_{2v}) ground state for 3, with a barrier for pseudorotation via the D_{3h} structure less than 2 kcal/mol and a CH₂ rotational barrier less than 9 kcal/mol.